

## Patience on Rate Cuts – Maintaining Our Bullish view for AUD Fixed Income.

### Opportunity Ahead for AUD Bonds

The Reserve Bank of Australia (RBA) is notably behind other major central banks in reducing rates (see Chart 7 below). This delay is due to persistent wage growth and inflationary pressures in Australia.

Will wage growth and inflation decrease in the future? It is likely, given the recent softening of service sector PMI data and job market conditions. Additionally, the RBA has not consistently provided accurate forward guidance. Persisting with its current stance, while major central banks are easing, could have significant repercussions.

Forward-looking investors have a prime opportunity to buy ahead of the anticipated rate cuts. Those who wait for market direction confirmation may miss out. Additionally, the recent weakness of the AUD currency enhances the appeal of AUD bonds.

**From a risk management perspective, including AUD fixed income in your portfolio enhances diversification and offers a buffer against negative growth surprises and geopolitical uncertainties.**

### Our FTV Framework

Our framework shows three compelling reasons to be bullish on AUD bonds:

**Fundamentals: (1)** The RBA lags in its easing plan due to ongoing wage growth and inflation pressures. Although the easing cycle is delayed, it remains inevitable as other central banks are already responding. This presents an opportunity to buy AUD bonds before the RBA pivots.

**Technicals: (1)** The 30-year Australian government bond yield shows a short-term uptrend (50 and 100-day MAs), but the long-term trend (200-day MA) is reversing and declining. This indicates market caution about near-term inflation risk, with the 30-year yield potentially rising to 4.60%-4.80% before a long-term decline.

**Valuations: (1)** AUD investment-grade corporate bond yields are nearing 10-year highs, presenting attractive opportunities. These bonds are poised to benefit from the expected easing cycle. Moreover, Australian government bonds, despite their top-tier credit quality and safety, offer the highest yield among AAA-rated countries (see Chart 11).

### The Sweet Spot on the AUD IG Yield Curve

Given the slight unevenness on the AUD investment-grade yield curve, the sweet spot is in the 7-year to 10-year segment (see Chart 13).

Historically, AUD corporate bonds have performed well during rate cut cycles (see Chart 10). We expect this trend to continue in the current cycle. Additionally, investors may benefit from potential capital gains during the expected rate cut cycle by increasing their exposure to long-duration Australian government bonds.

### Top Client Questions:

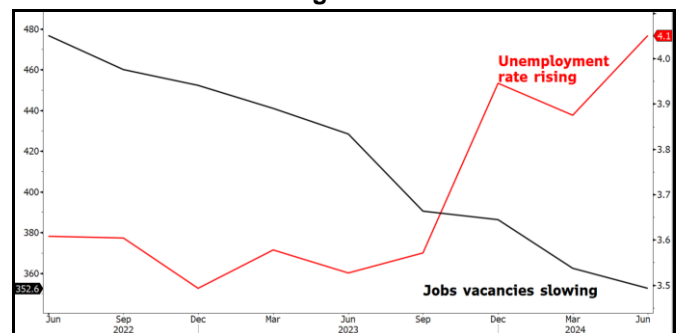
#### 1. Will the RBA pivot?

**The Australia economy is not immune to global economy softness**

The RBA is currently hesitant to hike rates due to persistent inflation, high household debt and the housing market's sensitivity to rate changes.

Will the RBA maintain high rates for longer? Given the softer global economy, weaker commodity markets, and sluggish recovery in China, there are compelling reasons for the RBA to consider rate cuts to support long-term growth in near future, particularly with the softening of Australia's labour market and the manufacturing and service sectors

**Chart 1: Evident softening in the labour market.**

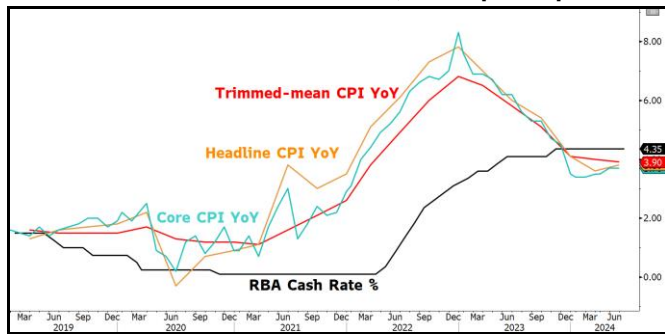


Source: Bloomberg, CIMB Chief Investment Office

Australia's economic activity grew 0.1% QoQ in Q1, the slowest since the pandemic. Investment fell 0.9% QoQ, offsetting a 0.4% rise in domestic consumption. Inflation dropped from 8% in 4Q22 to around 4% since February, due to persistent housing, food, and transport prices. The RBA's target is 2%-3%.

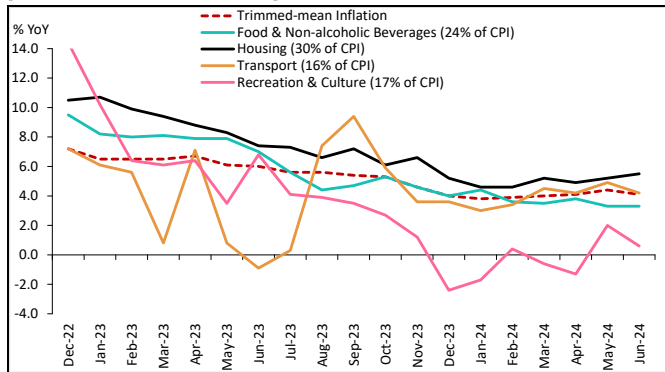
The labour market has weakened, with unemployment rising to 4.1% in June and job vacancies declining since the end of 2022. Although wage growth has decelerated, it still surpasses inflation, posing a significant challenge to the RBA's decision to ease rates.

**Chart 2: Disinflation decelerated, will it pick-up?**



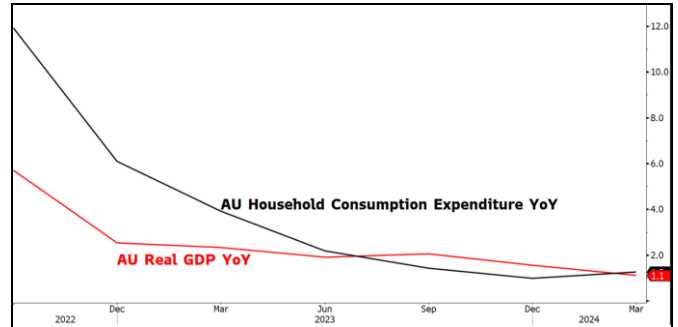
Source: Bloomberg, CIMB Chief Investment Office

**Chart 3: Most CPI components are easing, housing prices remain an exception.**



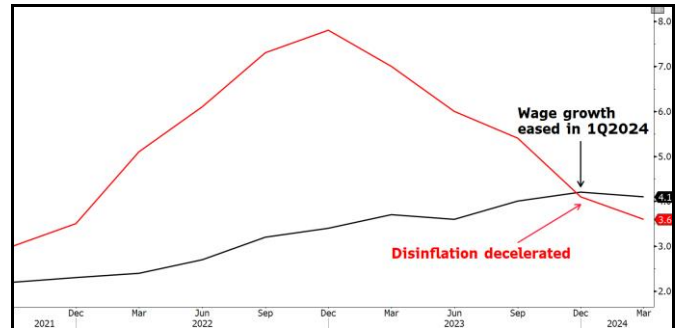
Source: Australian Bureau of Statistics, CIMB Chief Investment Office

**Chart 4: Real GDP and household spending have been easing since Q4 2022.**



Source: Bloomberg, CIMB Chief Investment Office

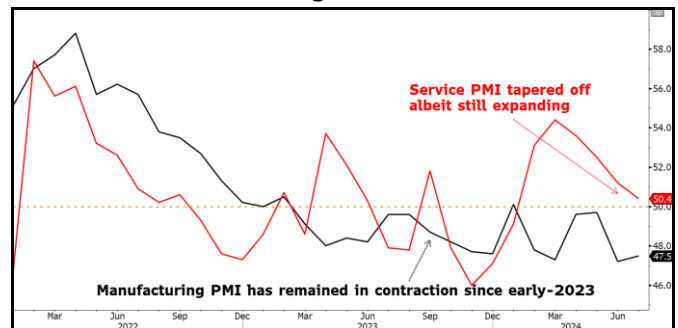
**Chart 5: Wage growth decelerated but is now outpacing inflation.**



Source: Bloomberg, CIMB Chief Investment Office

The manufacturing PMI has been in contraction since early 2023, except for January 2024, due to sluggish demand, supply constraints, and cost pressures, leading to weak employment and a poor sector outlook. Meanwhile, the services PMI has remained above the expansion threshold in recent months, but high interest rates may be starting to weigh on the sector.

**Chart 6: Manufacturing sector remains sluggish; services sector is slowing.**



Source: Bloomberg, CIMB Chief Investment Office

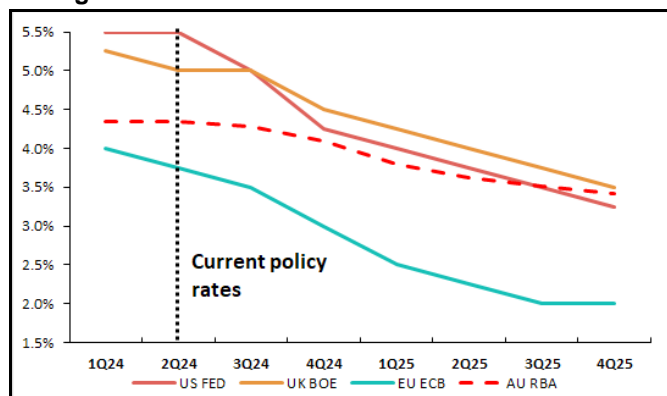
**2. What is the RBA’s stance on monetary policy? Is the RBA lagging in the easing cycle?**

RBA officials have shifted from actively considering a rate hike to maintaining high rates for longer due to cooler inflation and a weaker labour market, with no indications of immediate easing. Their goal is to balance returning inflation to target while achieving a soft economic landing.

The Australian cash rate futures market expects at least a 25bps cut in 2024 and up to 92bps of cuts by 2025. However, these expectations could be premature, as current conditions do not support significant rate adjustments without risking inflation and an overheating housing sector.

Nonetheless, the prevailing consensus is that an easing cycle in Australia is inevitable. However, it is expected to lag behind other major central banks, as indicated by the flat trajectory of rate expectations below.

**Chart 7: The RBA lags behind major central banks in easing.**



Source: Bloomberg, CIMB Chief Investment Office

**Actionable Ideas**

In the coming months, fixed income instruments are poised to become a central focus of the market. Our selection of AUD corporate bonds (see table below) offer investors attractive income generation opportunities while providing hedging benefits against an uncertain economic and geopolitical environment. Investors should take opportunity of recent AUD currency weakness to invest into AUD bonds.

**Table 1: Our high conviction AUD bond ideas.**

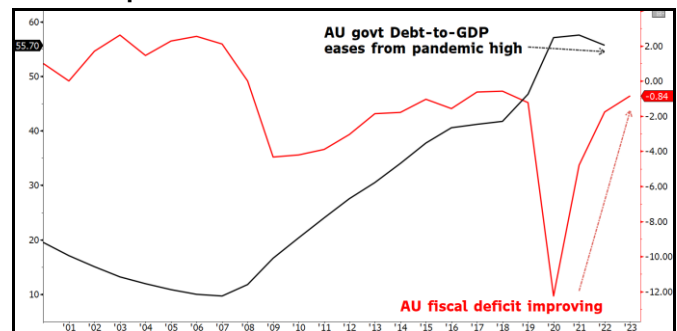
Issuer	Bond Type	Currency	Coupon	Rating	Maturity / Call	Indicative Yield
Australian Govt Bond	Government Bond	AUD	4.750%	AAA	21-Jun-2054	4.50%
Pacific National	Senior	AUD	5.400%	BBB-	12-May-2027	5.60%
Westpac Banking	Tier-2 Subdebt	AUD	7.199%	A-	15-Nov-2033	5.83%
ANZ Banking Group	Tier-2 Subdebt	AUD	6.124%	A-	25-Jul-2034	5.90%
National Australia Bank	Tier-2 Subdebt	AUD	6.342%	A-	6-Jun-2034	5.86%
AusNet Services	Senior Unsecured	AUD	5.981%	BBB+	16-Mar-2034	5.48%
Brisbane Airport	Senior Unsecured	AUD	5.900%	Baa2	8-Dec-2033	5.45%

Source: CIMB Chief Investment Office

**3. Are fiscal policies supportive of the AUD bond market?**

They are. With a slowing fiscal deficit increase and continued, though declining, GDP growth, Australia remains fiscally strong. The IMF’s latest fiscal monitor ranks Australia’s budget balance as the second strongest among G20 nations, at -0.9% of GDP in 2023, just behind Canada.

**Chart 8: Fiscal deficit and debt levels have improved since the pandemic.**



Source: Bloomberg, CIMB Chief Investment Office

### Buy 30-year Australian Government Bond Ahead of RBA Pivot

Our goal is to exit at a yield of 4.10% by the end of 2025. This would translate to an unleveraged holding period return of 12.8% (annualized 9.0%), for a 30-year Australian government bond purchased at a 4.50% yield. This target exit yield is derived by averaging the consensus estimated yields of the 10-year Australian government bond, the RBA cash rate, and the 3-month Bank Bill Swap rate, plus a spread.

Rate cuts have yet to be fully priced in, and valuations are compelling for the 30-year Australian government bond. We believe this presents a good buying opportunity and recommend purchasing the 30-year bond when the yield reapproaches the 4.60% to 4.80% range.

While technical indicators suggest a short-term uptrend (50 & 100-day moving averages), the long-term trend appears to be reversing and declining (200-day moving average). As illustrated in Chart 9 below, Australian government bond yields have historically anticipated and moved ahead of RBA easing decisions. This has yet to occur, as the RBA maintains its hawkish stance. However, this may soon change as growth continues to soften in Australia.

### Appendix

**Table 2: Key consensus forecasts.**

Indicator	2023a	2024f	2025f	2026f
Real GDP Growth	2.0%	1.2%	2.1%	2.4%
CPI YoY	5.6%	3.4%	2.8%	2.6%
Unemployment Rate	3.7%	4.2%	4.5%	4.5%
AUD/USD	0.68	0.68	0.70	0.71

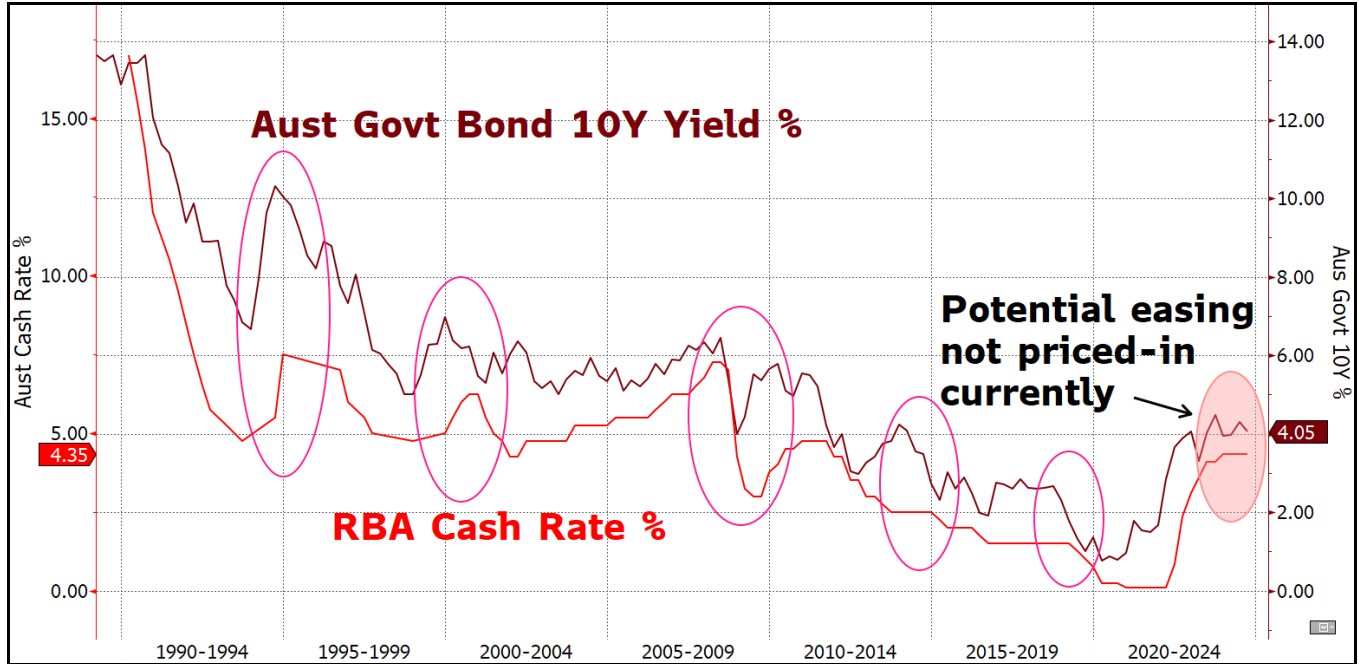
Source: Bloomberg

**Table 3: Implied policy rate path by the Cash Rate Futures market.**

Policy Rate	3Q24	4Q24	1Q25	2Q25	3Q25	4Q25
RBA Cash rate	4.29%	4.09%	3.80%	3.62%	3.51%	3.42%

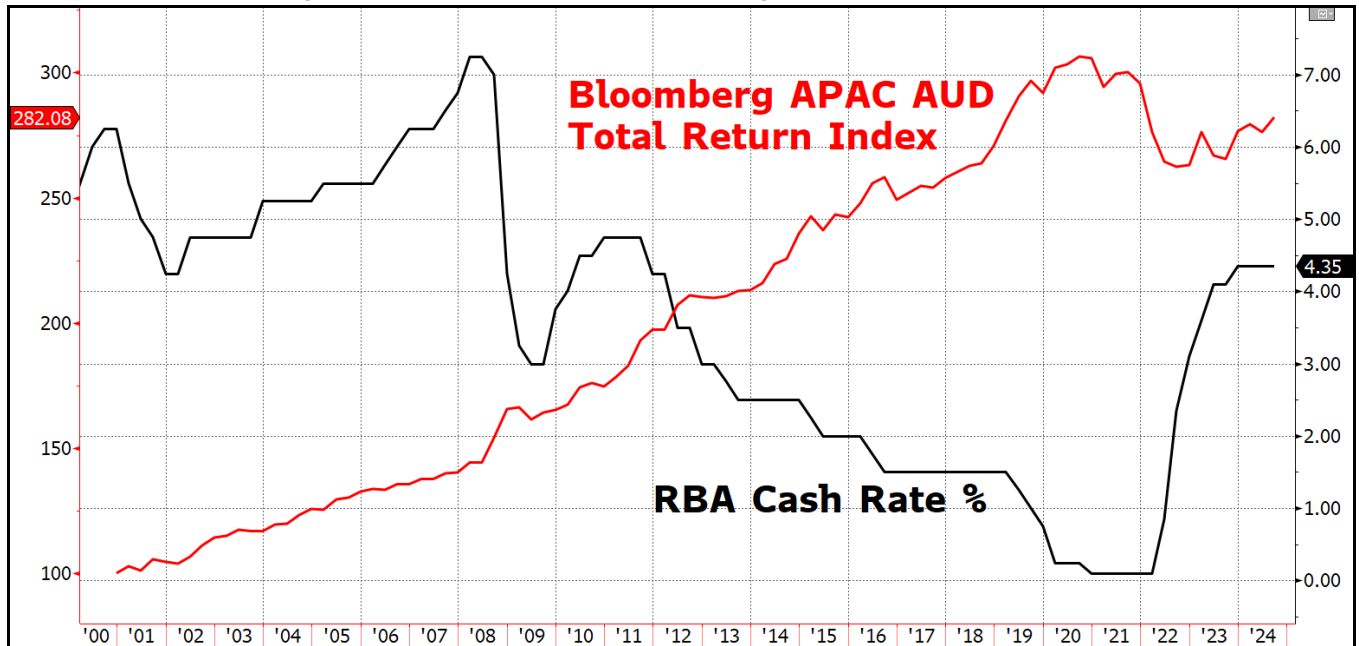
Source: Bloomberg, CIMB Chief Investment Office

**Chart 9: Australian government bond yields have historically moved ahead of RBA easing decisions.**



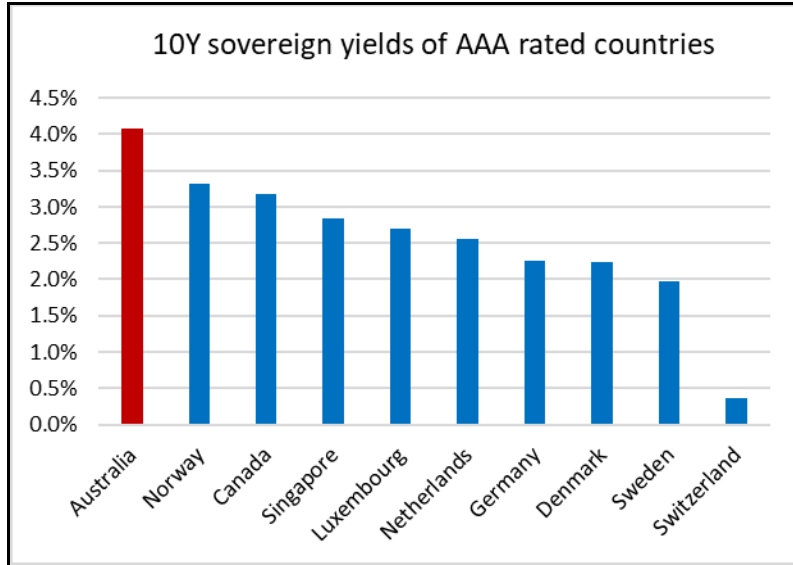
Source: Bloomberg, CIMB Chief Investment Office

**Chart 10: Historically, RBA monetary policy has had a significant impact on AUD corporate bond performance. Investors are advised to purchase AUD bonds before the RBA pivots.**



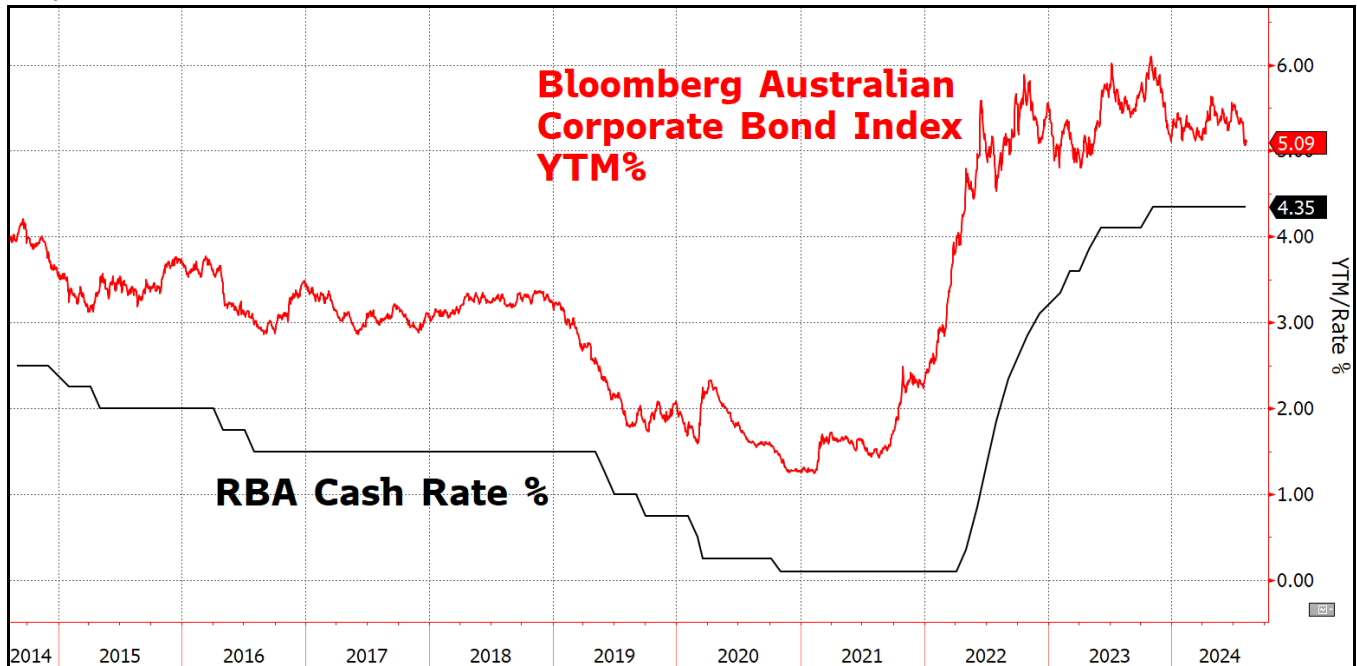
Source: Bloomberg, CIMB Chief Investment Office

**Chart 11: Australian government bonds offer highest yield among the AAA-rated countries.**



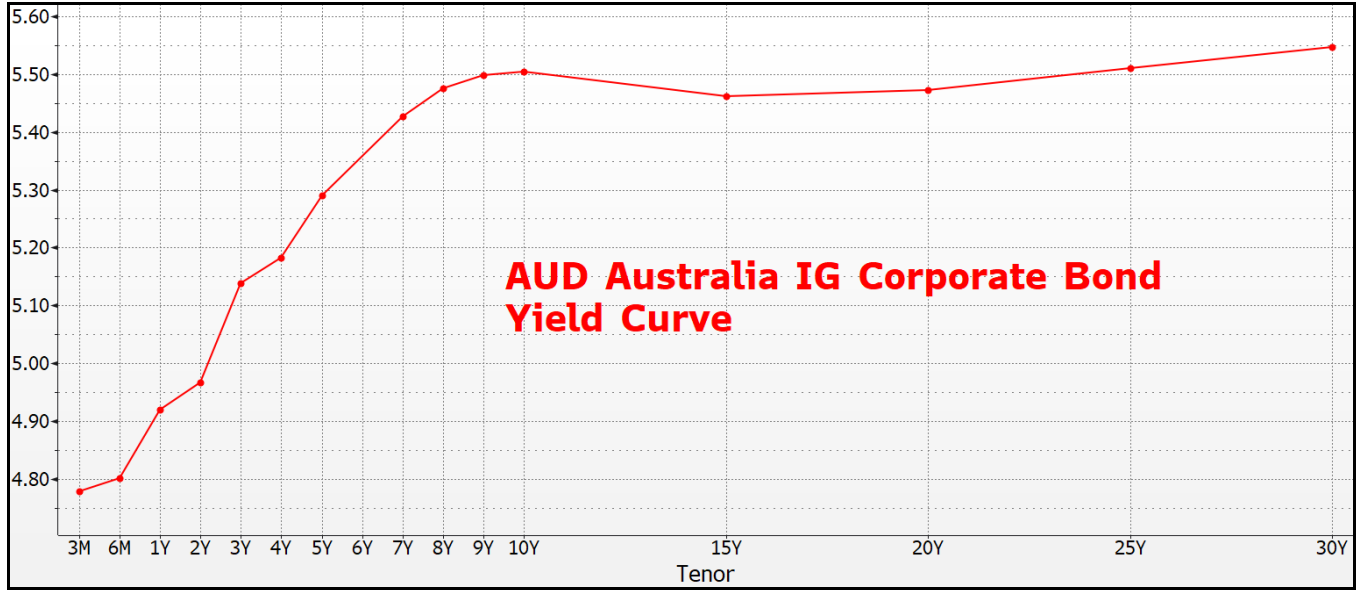
Source: Bloomberg, CIMB Chief Investment Office

**Chart 12: AUD corporate bond yields remain near 10-year highs, with potential rate cuts yet to be fully reflected in the yields.**



Source: Bloomberg, CIMB Chief Investment Office

**Chart 13: The AUD IG corporate yield curve is upward sloping; The sweet spot is in the 7y-10y segment.**



Source: Bloomberg, CIMB Chief Investment Office

**Chart 14: 30-year Australian government bond yield – uptrend in short-term, but long-term trend appears to be reversing.**



Source: Bloomberg, CIMB Chief Investment Office

## Disclaimer

This report is not directed to, or intended for distribution to or use by, any person or entity who is a citizen or resident of or located in any locality, state, country or other jurisdiction where such distribution, publication, availability or use would be contrary to law or regulation.

By accepting this report, the recipient hereof represents and warrants that he is entitled to receive such report in accordance with the restrictions set forth below and agrees to be bound by the limitations contained herein. Any failure to comply with these limitations may constitute a violation of law. This publication is being supplied to you strictly on the basis that it will remain confidential. No part of this report may be (i) copied, photocopied, duplicated, stored or reproduced in any form by any means or (ii) redistributed or passed on, directly or indirectly, to any other person in whole or in part, for any purpose without the prior written consent of CIMB Bank Berhad and CIMB Investment Bank Berhad (collectively, "CIMB Bank").

CIMB Bank, its affiliates and related companies (collectively, "CIMB Group") and their respective directors, associates, connected parties and/or employees may own or have positions in securities of the company(ies) covered in this research report or any securities related thereto and may from time to time add to or dispose of, or may be materially interested in, any such securities. Further, CIMB Group may do and may seek to do business with the company(ies) covered in this research report and may from time to time act as market maker or have assumed an underwriting commitment in securities of such company(ies), may sell them to or buy them from customers on a principal basis and may also perform or seek to perform significant investment banking, advisory or underwriting services for or relating to such company(ies) as well as solicit such investment, advisory or other services from any entity mentioned in this report. The views expressed in this report accurately reflect the personal views of the analyst(s) about the subject securities or issuers and no part of the compensation of the analyst(s) was, is, or will be directly or indirectly related to the inclusion of specific recommendations(s) or view(s) in this report. CIMB Bank prohibits the analyst(s) who prepared this research report from receiving any compensation, incentive or bonus based on specific investment banking transactions or for providing a specific recommendation for, or view of, a particular company. However, the analyst(s) may receive compensation that is based on his/their coverage of company(ies) in the performance of his/their duties or the performance of his/their recommendations and the research personnel involved in the preparation of this report may also participate in the solicitation of the businesses as described above. In reviewing this research report, an investor should be aware that any or all of the foregoing, among other things, may give rise to real or potential conflicts of interest. Additional information is, subject to the duties of confidentiality, available on request.

(i) As of 13 August 2024, CIMB Investment Bank Berhad has a proprietary position in the following securities in this report:

Westpac Banking Corp, Australia & New Zealand Banking Group, National Australia Bank Ltd.

(ii) As of 13 August 2024, the analyst, Mack Yee Lun, does not have an interest in the securities in the company or companies covered or recommended in this report.

This report has been produced for information purposes with the information contained in this report, believed to be correct at the time of issue and does not purport to contain all the information that a prospective investor may require. CIMB Group makes no express or implied warranty as to the accuracy or completeness of any such information and opinion contained in this report. Nothing in this report is intended to be, or should be construed as an invitation by any company within CIMB Group to buy or sell, or as an invitation to subscribe for, any securities. The price and value of any investments and indicative incomes herein contained may fluctuate either positively or negatively. All references to past performances is not a guide to any future performance. It should be noted that investments in emerging markets are subject to increased levels of volatility than more established markets. Some of the reasons for this volatility relates to the respective economy, political climate, credit worthiness, currency and general market within that country. When investing in investments denominated in a foreign currency these transactions are also subject to fluctuation in exchange rates.

The information in this report is subject to change without notice by CIMB Bank. Neither CIMB Bank nor any of its affiliates or related companies, advisers or representatives are obliged to update any such information subsequent to the date hereof. Because it is not possible for CIMB Bank to have regard to the investment objectives, financial situation and particular needs of each person who reads this report, the information contained in it may not be appropriate for all persons. CIMB Bank is not acting as an advisor or agent to any person to whom this report is directed in respect of its contents. You, the recipient of this report must make your own independent assessment of the contents of this document, and should not treat such content as advice relating to legal, accounting, taxation, technical or investment matters. Please contact your Private Banker, Relationship Manager or walk into your nearest CIMB Branch to discuss any information contained within or prior to acting in reliance of any information contained within this report.

Neither CIMB Group nor any of their directors, employees or representatives are to have any liability (including liability to any person by reason of negligence or negligent misstatement) whether pecuniary or not from any statement, opinion, information or matter (express or implied) arising out of, contained in or derived from or any omission from the report, except liability under statute that cannot be excluded.